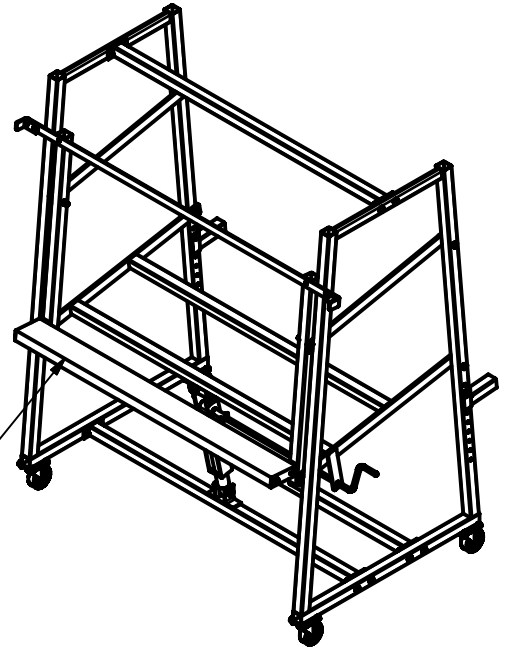
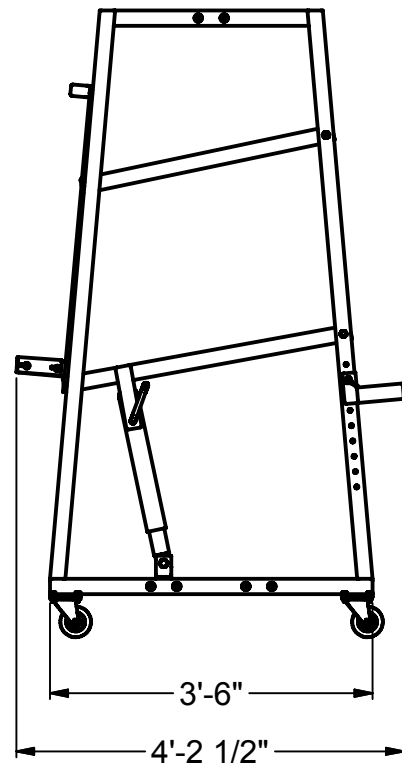
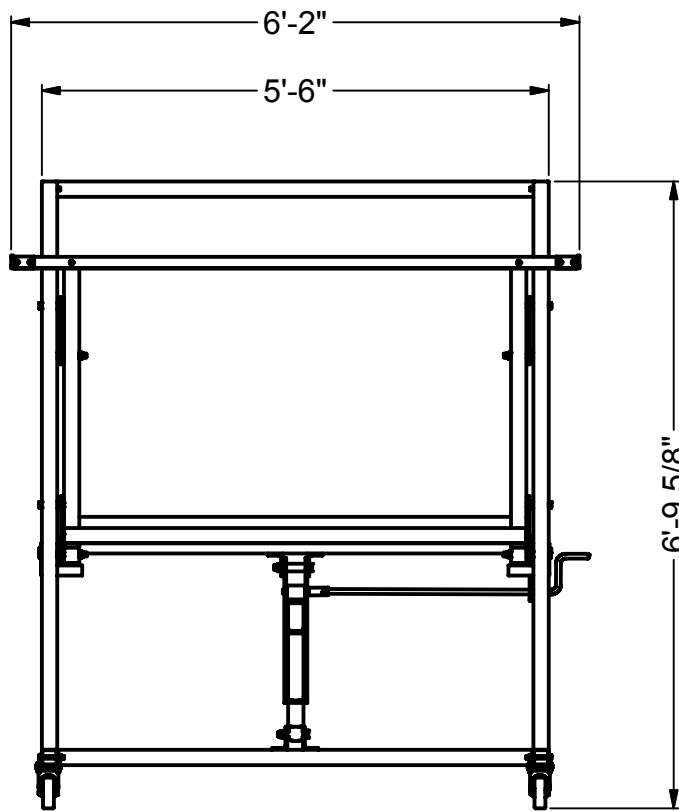


MAIN FRAME CONSTRUCTED FROM 2" SQUARE TUBING
 LIFT FRAME CONSTRUCTED FROM HEAVY GAUGE STEEL
 FOUR SWIVEL CASTERS, 4" DIA., FOR EASY MOVEMENT

LIFT RANGE IS 15"



LIFT FRAME WITH SHELF
 TO PROTECT BOARD PAD



WEIGHT WITHOUT BACKBOARD(S) ----- 253 LBS.
 WEIGHT WITH ONE (1) BACKBOARD ----- 490 LBS.
 WEIGHT WITH TWO (2) BACKBOARDS ----- 727 LBS.

REV	BY	DATE



Gared Holdings, LLC
 9200 E. 146th St. Noblesville, IN 46060

THIS DOCUMENT CONTAINS TRADE SECRET AND OTHER MATERIALS WHICH ARE PROTECTED BY CONFIDENTIALITY NOTICE AND AGREEMENT AND BY COPYRIGHT. ANY USE OR COPYING OF THIS DOCUMENT EXCEPT AS AUTHORIZED BY GARED HOLDINGS, LLC IS STRICTLY PROHIBITED.

QUICK CONNECT CART

DRAWN CONNERLEY	DATE 1/8/2010	DATE ISSUED 1/8/2010	
APPROVED CONNERLEY	DATE 1/8/2010		
FILE LOC. Q:\Inventor Files\Specification Files\02_Portables\			
SIZE A	SCALE NONE	SHT. NO. 1 OF 1	PART NO. 9800
			REV



Model 9800

Quick Connect™ Cart

GENERAL

The GARED® Quick Connect™ Cart is a specially designed mechanized cart that allows arena managers to store and quickly transport glass backboards. Further, the cart provides a mechanism to quickly lift into place a replacement glass backboard either during maintenance or an emergency situation. Replacing a backboard with the cart requires about three minutes, a task that typically takes about one hour.

In the event of a malfunction, the Quick Connect™ Cart simplifies the process by allowing for rapid replacement of the malfunctioning backboard instead of removing and replacing the entire portable unit.

FRAME

The main frame shall be constructed of 2" square tubing to form a single heavy duty unitized frame. The lifting frame shall be constructed of heavy gauge steel.

LIFT ACTUATOR

Each unit shall have a screw type actuator capable of lifting 1000 pounds. To connect the lift frame to the main frame

WHEELS

The cart shall have four 4" diameter swivel casters for ease of movement. The casters shall be supported on permanently lubricated bearings and shall be equipped a non-marking wheel.

FINISH

Each unit shall be finished in a white powder coat enamel finish. Custom colors are available upon request.